



Momento[®]
Special Effect Paint

STONE SERIES

SAND DUNE

— LOOKBOOK —



ELEGANCE · TIMELESS · SOPHISTICATED

Momento® Sand Dune is a premium grade decorative sand texture coating. It is suitable for external and internal masonry and other building surfaces to create sandstone-like or natural cement effect.



SAND BAR (STACK)
Lilac Luster NP 0399



RECOMMENDED COATING SYSTEM :

CATEGORY	PRODUCT	NO. OF COAT	APPLICATION METHOD	THEORETICAL COVERAGE	RECOATING TIME (HOURS)
SEALER / PRIMER	5100 Wall Sealer/ 5200 Interior Sealer	1	Spray Gun, Roller	10-12 m ² /L	2
SPECIAL EFFECT	Sand Dune 100 PLUS/ Sand Dune 100/ Sand Dune 300	1-2	Roller, Brush, Spray, Trowel, Press	0.2-2.0 m ² /kg	24
TOP COAT	Nippon Paint Exterior Product/ Interior Product	2	Spray Gun, Roller	10-12 m ² /L	2

*Drying time is dependent on temperature and humidity.

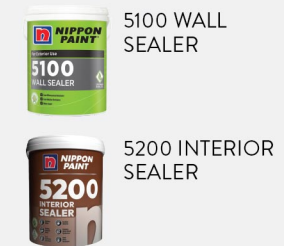
RECOMMENDED APPLICATION:

Refer to Nippon Paint Technical Data Sheet (TDS) for further details.



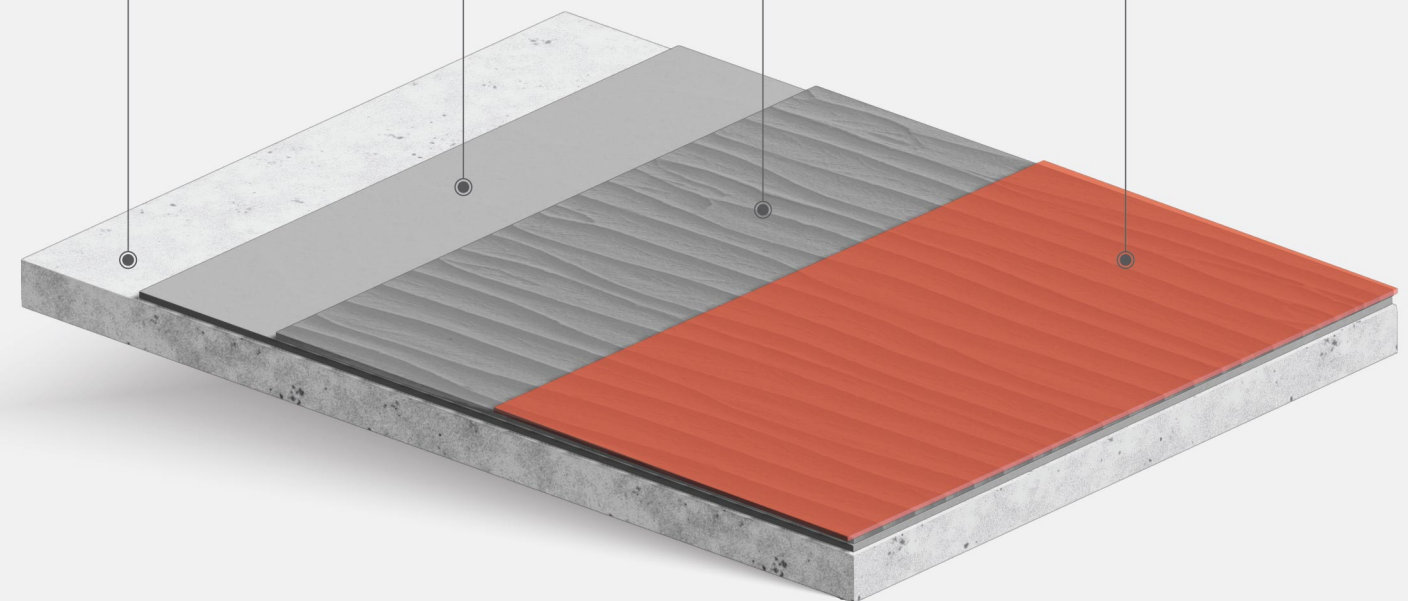
- UNCOATED SURFACE
- ① SEALER / PRIMER
- ② SPECIAL EFFECT
- ③ TOP COAT

Surface preparation should be thoroughly done to ensure that the surface is clean, dry and stable. Do treat fungus growth areas with Nippon Paint Fungicidal Wash if necessary. Minimum curing period of at least 21 days for new masonry substrate and the moisture content for masonry substrate must be below 16%.



Gives your walls a unique ceramic texture.

(Note: Any appropriate Nippon Paint exterior product/ interior product)



TYPES OF SAND DUNE




Sand Dune 100 PLUS
25KG

Sand Dune 100
25KG

Sand Dune 300
25KG

- WEATHERING RESISTANCE
- ENHANCED DURABILITY
- SUITABLE FOR EXTERNAL AND INTERNAL
- AVAILABLE IN CUSTOMIZED PATTERNS AND DESIGN
- ENVIRONMENTALLY FRIENDLY


ROLLER finish



TIMBER GRAIN
Pecan Smell NP 6849
- SAND DUNE 100 -




TREE BARK
Brick Boulevard NP 1883
- SAND DUNE 100 -



RIVER
Foggy Green NP 6830
- SAND DUNE 100 PLUS -

BRUSH finish



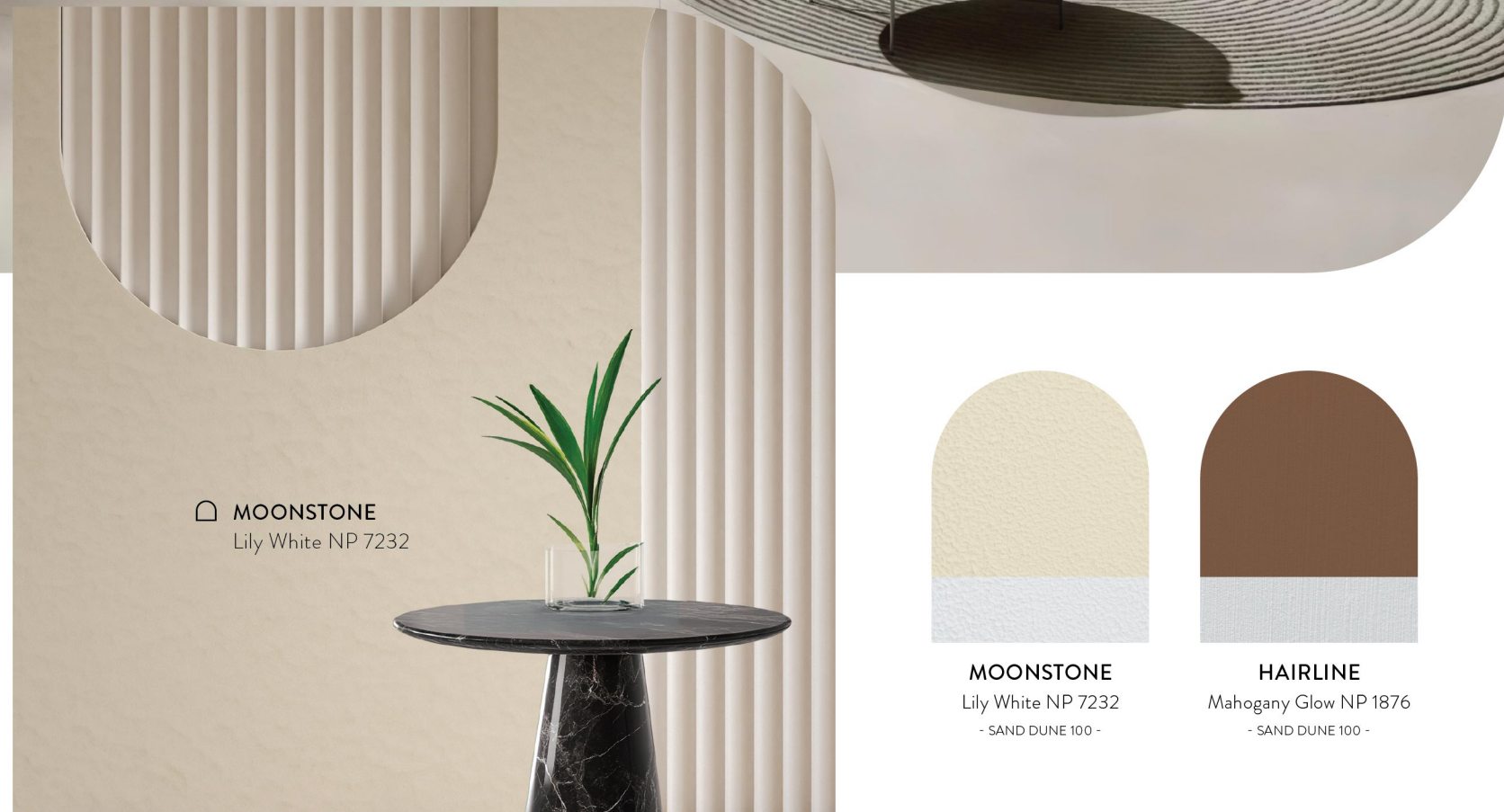
MOONSTONE
Lily White NP 7232




HAIRLINE
Mahogany Glow NP 1876




HAIRLINE
Mahogany Glow NP 1876



MOONSTONE
Lily White NP 7232




MOONSTONE
Lily White NP 7232
- SAND DUNE 100 -



HAIRLINE
Mahogany Glow NP 1876
- SAND DUNE 100 -

PRESS finish

SPRAY finish



SWIRL
Sky Watcher NP 7734
- SAND DUNE 100 -



STUCCO PRESS
Jade Haze NP 3288
- SAND DUNE 100 -

TROWEL finish



SLATE
Olive Opal NP 0479
- SAND DUNE 100 -



TIDAL
Special Touch NP 6049
- SAND DUNE 300 -

WOODY
Mud Pack NP 8194
- SAND DUNE 100 -



TRAVERTINE (BRICK)
Flame Fury NP 0355
- SAND DUNE 100 -

TRAVERTINE
Harvest Orange NP 6246
- SAND DUNE 100 -



TROWEL finish




SAND STONE
Emerald Essence NP 2108
- SAND DUNE 100 -




VICTORIA
Earth Shadow NP 0530
- SAND DUNE 100 -



WAVE
Walnut Mist NP 0537
- SAND DUNE 100 -



SAND BAR
Purple Feather NP 1938
- SAND DUNE 100 -



SAND BAR (STACK)
Lilac Luster NP 0399
- SAND DUNE 100 -

FINISHING SELECTION

Sand Dune is a textured decorative finish that offers a sophisticated, natural stone-like appearance. Whether you're designing indoors or outdoors, this versatile finish works seamlessly with both interior and exterior paint colours. Perfect for modern homes, stylish commercial spaces, and everything in between.




ROLLER finish



TIMBER GRAIN
Pecan Smell NP 6849
- SAND DUNE 100 -




TREE BARK
Brick Boulevard NP 1883
- SAND DUNE 100 -



RIVER
Foggy Green NP 6830
- SAND DUNE 100 PLUS -




PRESS finish




SWIRL
Sky Watcher NP 7734
- SAND DUNE 100 -



BRUSH finish




MOONSTONE
Lily White NP 7232
- SAND DUNE 100 -



HAIRLINE
Mahogany Glow NP 1876
- SAND DUNE 100 -




SPRAY finish



STUCCO PRESS
Jade Haze NP 3288
- SAND DUNE 100 -




TROWEL finish




SLATE
Olive Opal NP 0479
- SAND DUNE 100 -




TIDAL
Special Touch NP 6049
- SAND DUNE 300 -



WOODY
Mud Pack NP 8194
- SAND DUNE 100 -



TRAVERTINE (BRICK)
Flame Fury NP 0355
- SAND DUNE 100 -




TRAVERTINE
Harvest Orange NP 6246
- SAND DUNE 100 -




TROWEL finish




SAND STONE
Emerald Essence NP 2108
- SAND DUNE 100 -




VICTORIA
Earth Shadow NP 0530
- SAND DUNE 100 -



WAVE
Walnut Mist NP 0537
- SAND DUNE 100 -



SAND BAR
Purple Feather NP 1938
- SAND DUNE 100 -



SAND BAR (STACK)
Lilac Luster NP 0399
- SAND DUNE 100 -



Turn Ordinary Walls into Extraordinary Work of Art,
For Your Most Beautiful Home.



SCAN
FOR MORE
INFORMATION



NIPPON PAINT (MALAYSIA) SDN. BHD. (196701000578)
Lot I-17, Taman Perindustrian Subang Utama, Jalan SU 4,
40300 Shah Alam, Selangor Darul Ehsan, Malaysia.
☎ 1-800-88-2663 ✉ customercare@nipponpaint.com.my
📘 facebook.com/nipponpaintmalaysia
🌐 nipponpaint.com.my | professional.nipponpaint.com.my